


Cooker hob S1000 Induction



Induction Hobs

Code: 7370 300



DETAILS

| | |
|------------------------|--|
| Coloring | Black |
| Edge/Installation Type | Vertical edge - for flush-mount or over-mount installation |
| Material | Ceramic glass |
| Dimensions | 580x510 mm |
| Base size | 60 cm |
| Heating element | Four zones |
| Built-in hole | View technical data sheet |
| Width | 58 cm |
| Total power | 2.800, 3.500, 6.000, 7.200** W |

| | |
|------------------|---|
| Left | Ø 210 mm-1.500 (2.000)* W |
| Up-left | Ø 145 mm-1.200 (1.600)* W |
| Right | Ø 145 mm-1.200 (1.600)* W |
| Up-right | Ø 210 mm-1.500 (2.000)* W |
| Power settings | 9 power settings per zone + Powerboost |
| Safety | Safety equipment |
| Type | Induction Hob |
| Type of commands | Touch Control |
| Notes: | <p>**With the function PowerControl, maximum power can be set on the user to the listed values</p> <p>*PowerBoost</p> |

FEATURES

| | |
|----------------------------|---|
| Powerboost | Booster function provides increased power to the selected plate. In particular, when the Booster is activated, the plate works for ten minutes at a very high power that allows to heat quickly large quantities of water. |
| Pot detector | All induction cooker hobs detect the pot resting on them, but they also calculate the area they cover. This system allows the energy to be used even more efficiently. Moreover, the plates switch off automatically when the pot is removed. |
| End-of-cooking programming | All operations are programmed by means of the touch-control on the glass itself. Each cooking plate is capable of independent programming, and thus the possibility to set different cooking times. |

Smart fan system

Correct ventilation is essential for the induction hob to function in the best possible way. The Foster system automatically regulates the amount of ventilation to suit the temperatures reached.

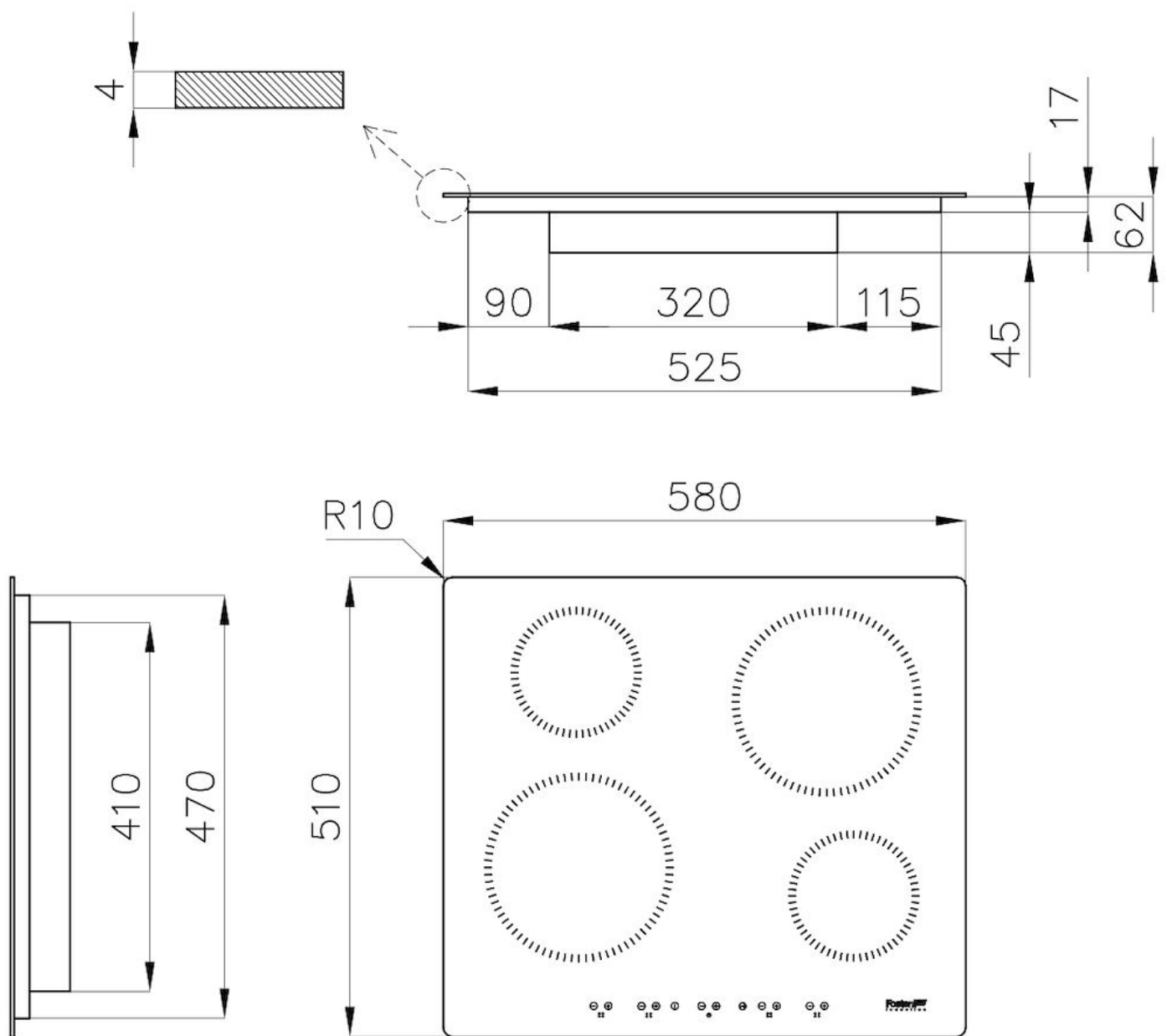
Safety

All electric cooker hobs feature the most modern and sophisticated safety protections: Centralised power-off function; Child-proof safety lock; Residual heat warning lights. Induction models feature the following functions: Safety System that turn off the hob in the absence of the pot; Overflow detector that automatically turns off the plate in case of liquid overflow; Automatic deactivation to prevent accidents caused by forgetfulness.

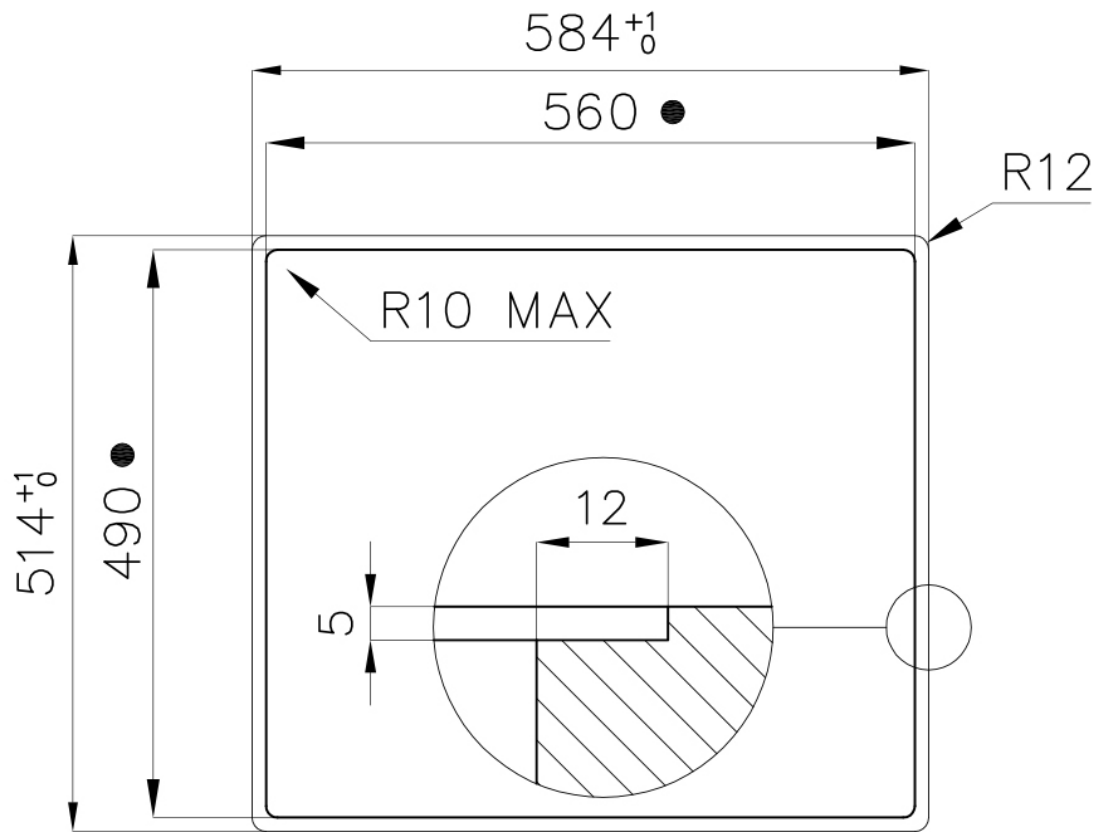
Power control function

PowerControl function allows the use of induction technology also in case of household maximum power as low as 3 kW. The maximum power can indeed be self-limited to the desired level to a minimum of 2.8 kW. Once the maximum power is set, we can forget about the absorbed energy because Foster induction hob will give us a warning about possible limitations, allowing to choose how to allocate the available energy. The hob can be easily reprogrammed at any time to modify or remove the power limit.

TECHNICAL DATA



Cut out size
Dimensioni per foratura top



- Built-in cut out for FTS – Foratura per installazione FTS

RECOMMENDED PAIRINGS



Sink S4001 Filotop
3366 050